

We wish to be the best and largest integrated

in profits

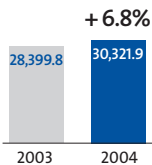
2004 saw the company post record profits...

+30.6% Net profit

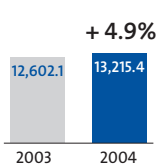
+25.0% Dividend

€ **3.771,9** billion in investment

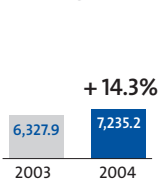
Revenue (Millions of €)



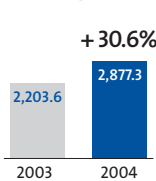
EBITDA (Millions of €)



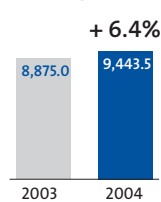
EBIT (Millions of €)



Net Profit (Millions of €)



OpCF (Millions of €)

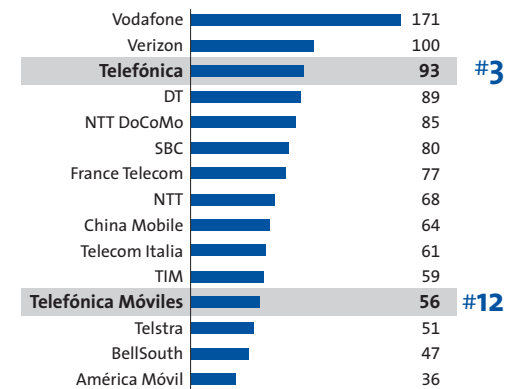


in the markets

...moving up from **7th** to **3rd** in the market capitalisation ranking...

WORLD RANKING BY MARKET CAPITALIZATION

Billions of US dollars (at 25th February 2005)



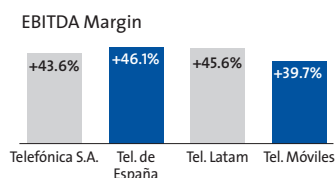
93,000 m\$ in market capitalization

3rd Company in terms of market capitalization in our sector

5th European company in terms of market capitalization

in efficiency

...with the best efficiency ratios in the sector...

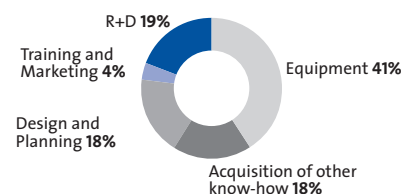


in innovation

...with an investment of

2.398 billion €

in R+D+i...

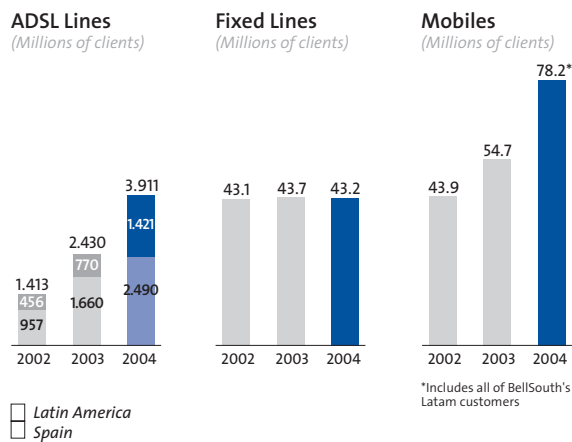


telecommunications group in the world...

in our customer base

...with over **122** million customers worldwide...

Increase of **+26,4%**



in returns for shareholders

...with one of the best investment options...

22.5% total return in 2004

+25% Dividend

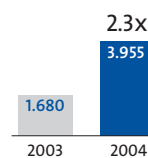
+

Distribution of treasury stock at a ratio **1x25**

+

Buyback plan up and running

Shareholder Remuneration (Billions of €)



Highlights 2004

in driving development

...with a generated income by the group of € **38.973** billion which represents **1.8%** GNP of the countries...

in employment

...with over **173,000** employees and **9.000,000** training hours.